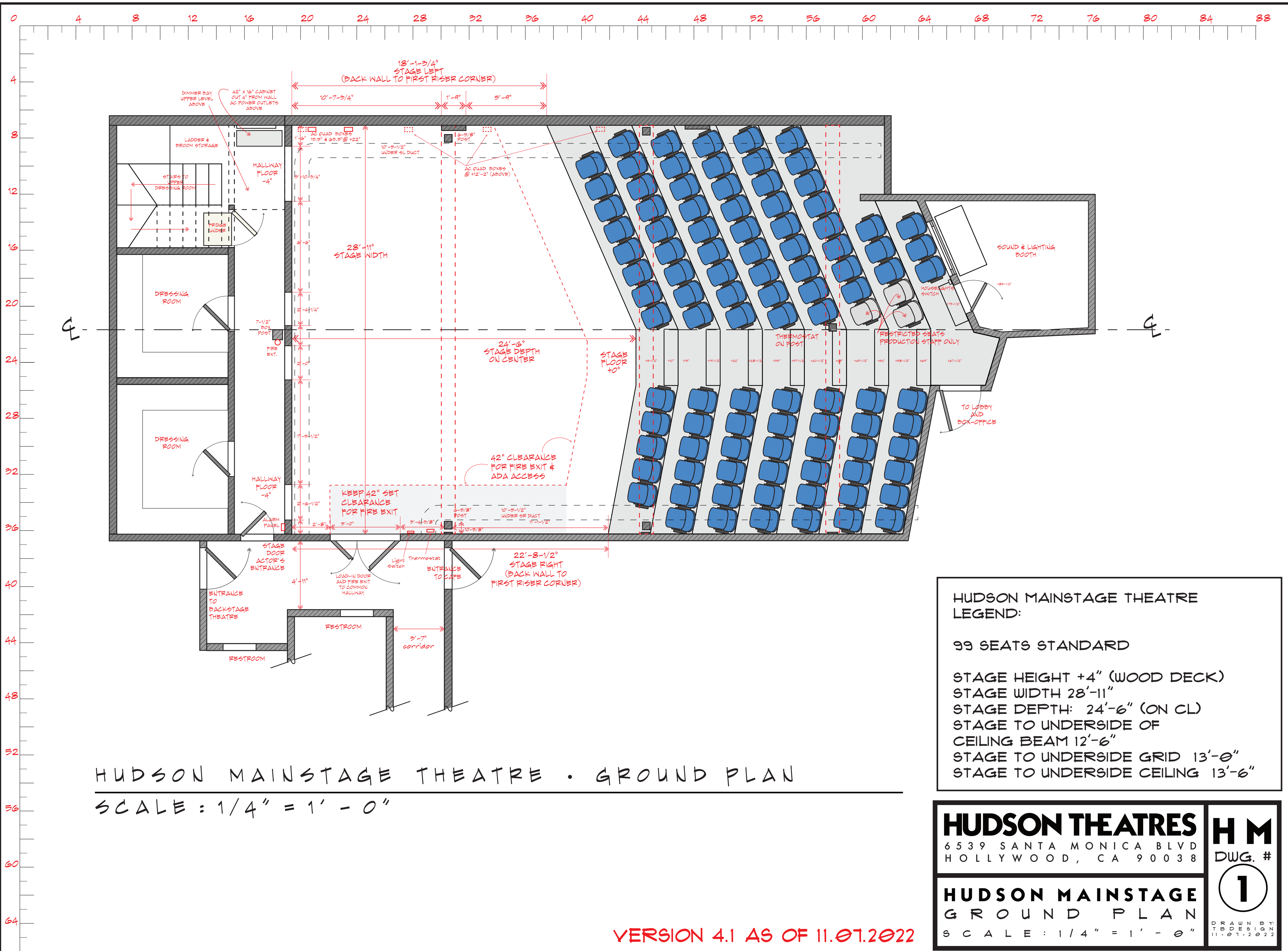


HUDSON MAINSTAGE THEATRE
LEGEND:

99 SEATS STANDARD

STAGE HEIGHT +4" (WOOD DECK)
 STAGE WIDTH 28'-11"
 STAGE DEPTH: 24'-6" (ON CL)
 STAGE TO UNDERSIDE OF CEILING BEAM 12'-6"
 STAGE TO UNDERSIDE GRID 13'-0"
 STAGE TO UNDERSIDE CEILING 13'-6"

HUDSON THEATRES 6539 SANTA MONICA BLVD. HOLLYWOOD, CA. 90038	H M DWG. #
	1
HUDSON MAINSTAGE GROUND PLAN SCALE : 1/8" = 1' - 0"	



HUDSON MAINSTAGE THEATRE • GROUND PLAN

SCALE : 1/4" = 1' - 0"

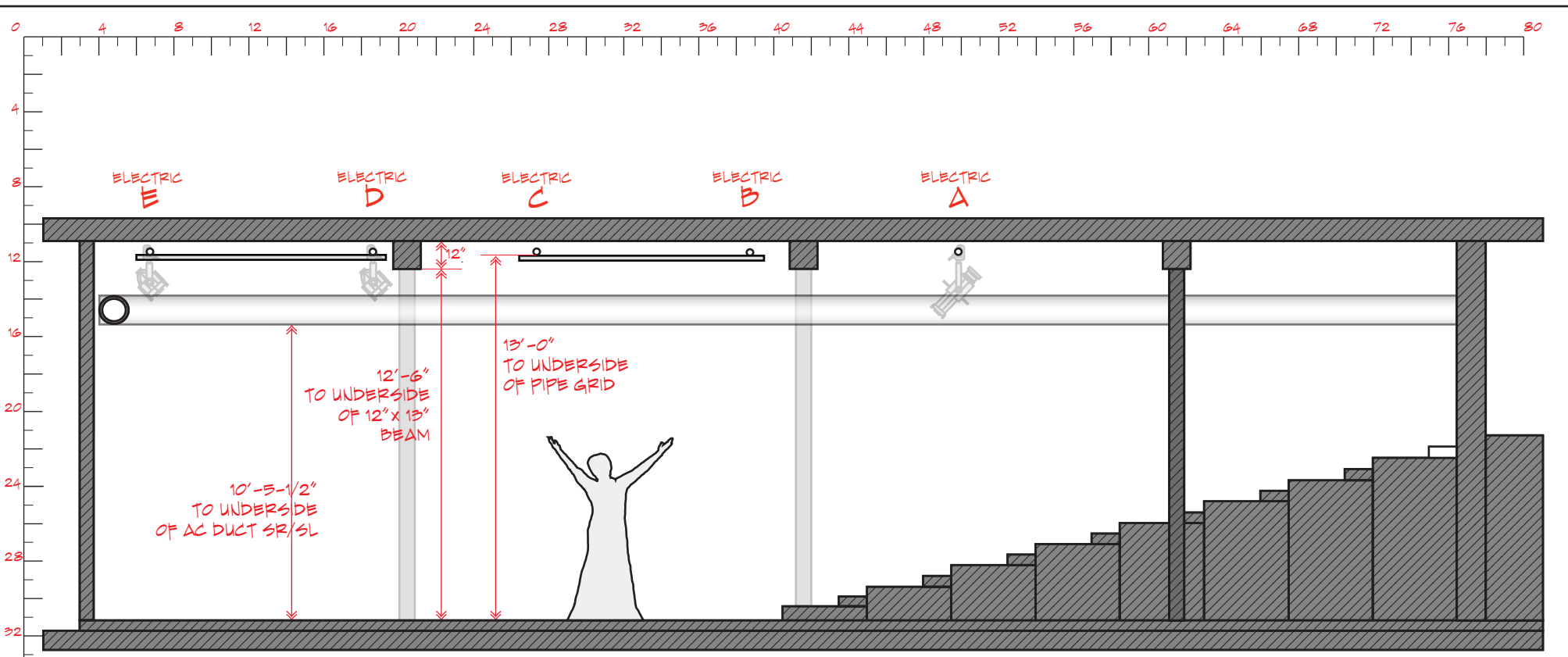
**HUDSON MAINSTAGE THEATRE
LEGEND:**

99 SEATS STANDARD

STAGE HEIGHT +4" (WOOD DECK)
 STAGE WIDTH 28'-11"
 STAGE DEPTH: 24'-6" (ON CL)
 STAGE TO UNDERSIDE OF
 CEILING BEAM 12'-6"
 STAGE TO UNDERSIDE GRID 13'-0"
 STAGE TO UNDERSIDE CEILING 13'-6"

HUDSON THEATRES 6539 SANTA MONICA BLVD HOLLYWOOD, CA 90038	H M DWG. #
	1
HUDSON MAINSTAGE GROUND PLAN SCALE : 1/4" = 1' - 0"	
<small>DRAWN BY: T. B. G. N. Y. 11.07.2022</small>	

VERSION 4.1 AS OF 11.07.2022



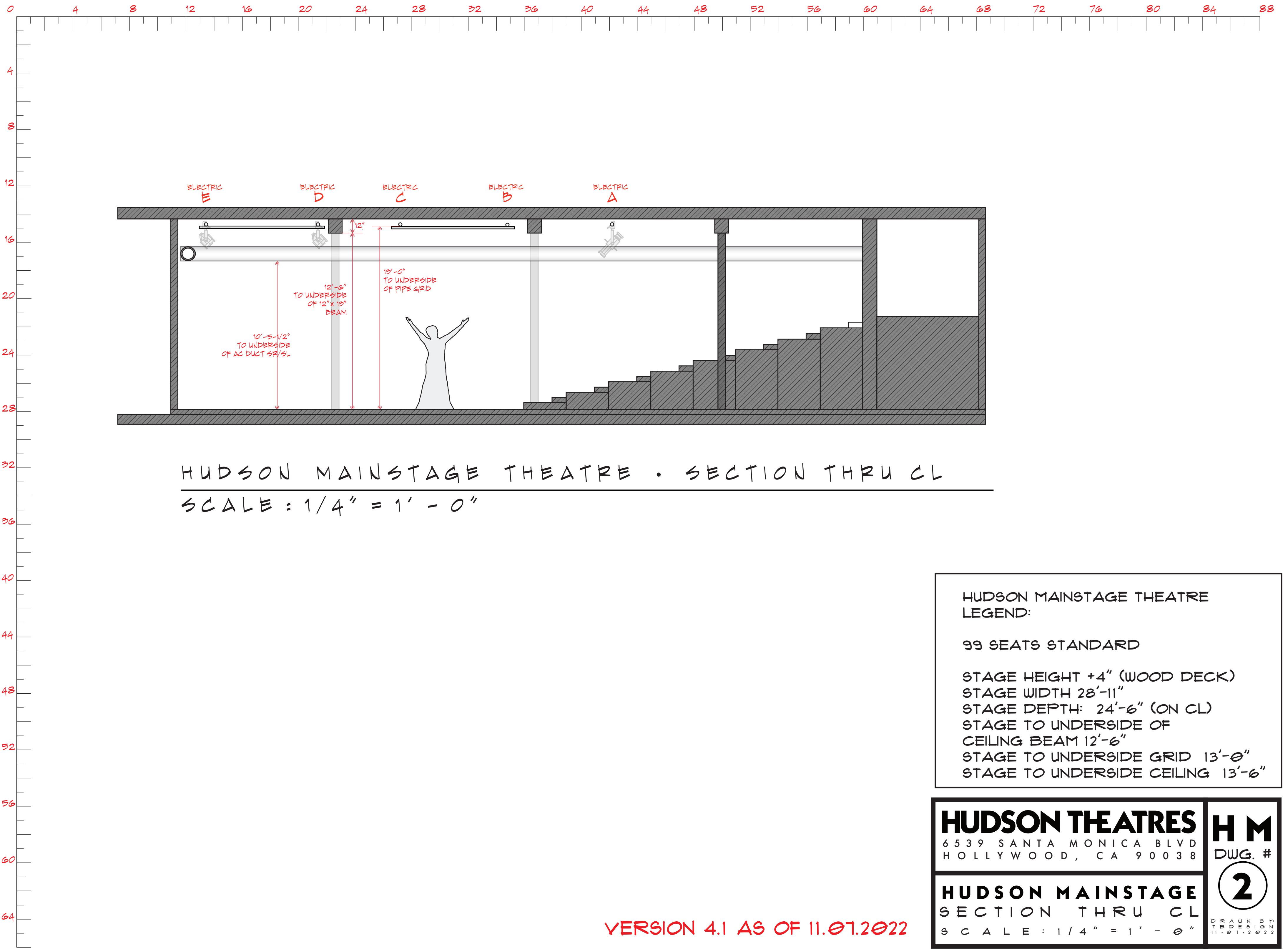
HUDSON MAINSTAGE THEATRE . SECTION THRU CL

SCALE : 3/16" = 1' - 0"

HUDSON MAINSTAGE THEATRE
 LEGEND:
 99 SEATS STANDARD
 STAGE HEIGHT +4" (WOOD DECK)
 STAGE WIDTH 28'-11"
 STAGE DEPTH: 24'-6" (ON CL)
 STAGE TO UNDERSIDE OF
 CEILING BEAM 12'-6"
 STAGE TO UNDERSIDE GRID 13'-0"
 STAGE TO UNDERSIDE CEILING 13'-6"

HUDSON THEATRES 6539 SANTA MONICA BLVD. HOLLYWOOD, CA. 90038	H M DWG. #
	2
HUDSON MAINSTAGE SECTION THRU CL SCALE : 3/16" = 1' - 0"	

VERSION 4.1
 AS OF 11.07.2022



HUDSON MAINSTAGE THEATRE
LEGEND:

99 SEATS STANDARD

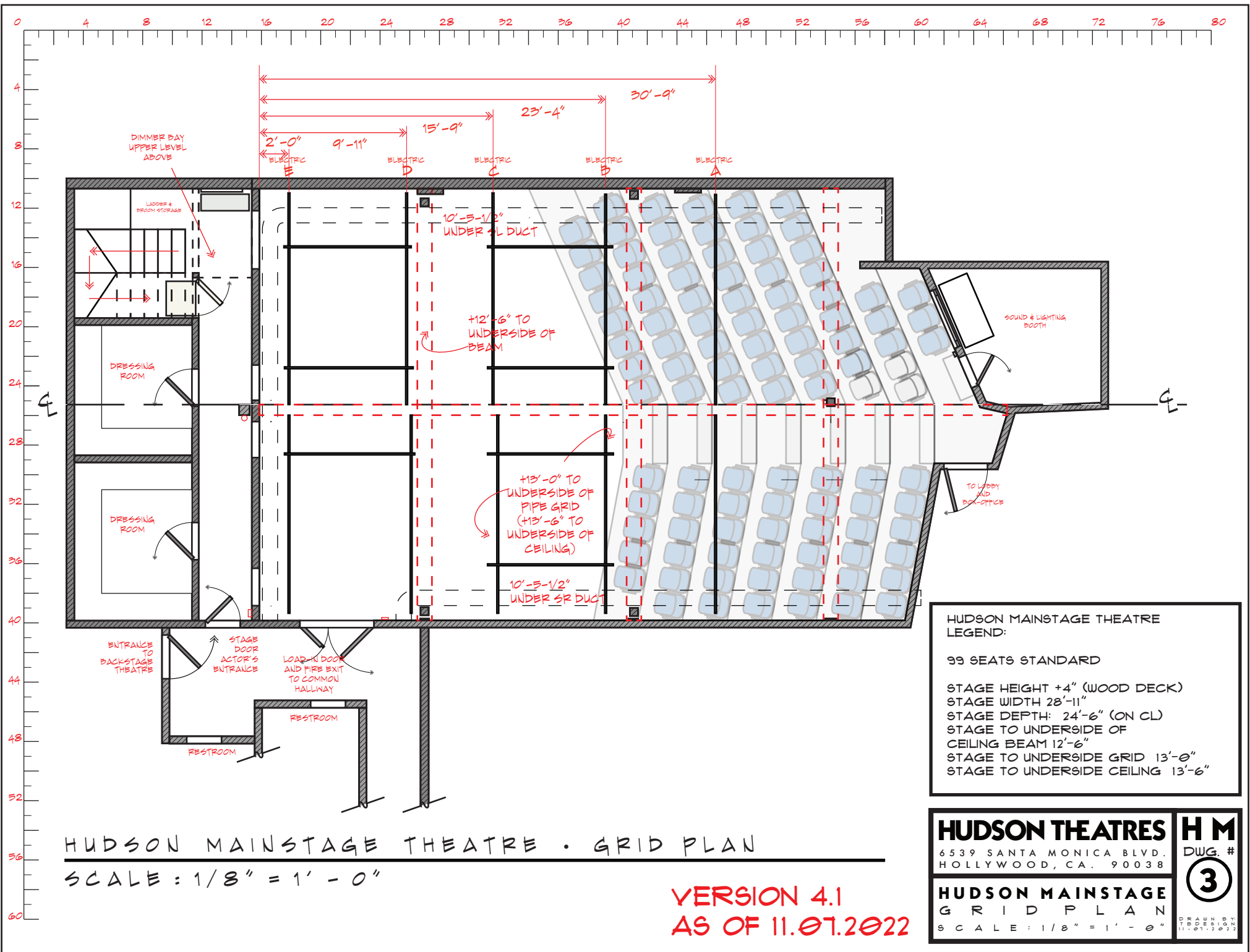
STAGE HEIGHT +4" (WOOD DECK)
 STAGE WIDTH 28'-11"
 STAGE DEPTH: 24'-6" (ON CL)
 STAGE TO UNDERSIDE OF
 CEILING BEAM 12'-6"
 STAGE TO UNDERSIDE GRID 13'-0"
 STAGE TO UNDERSIDE CEILING 13'-6"

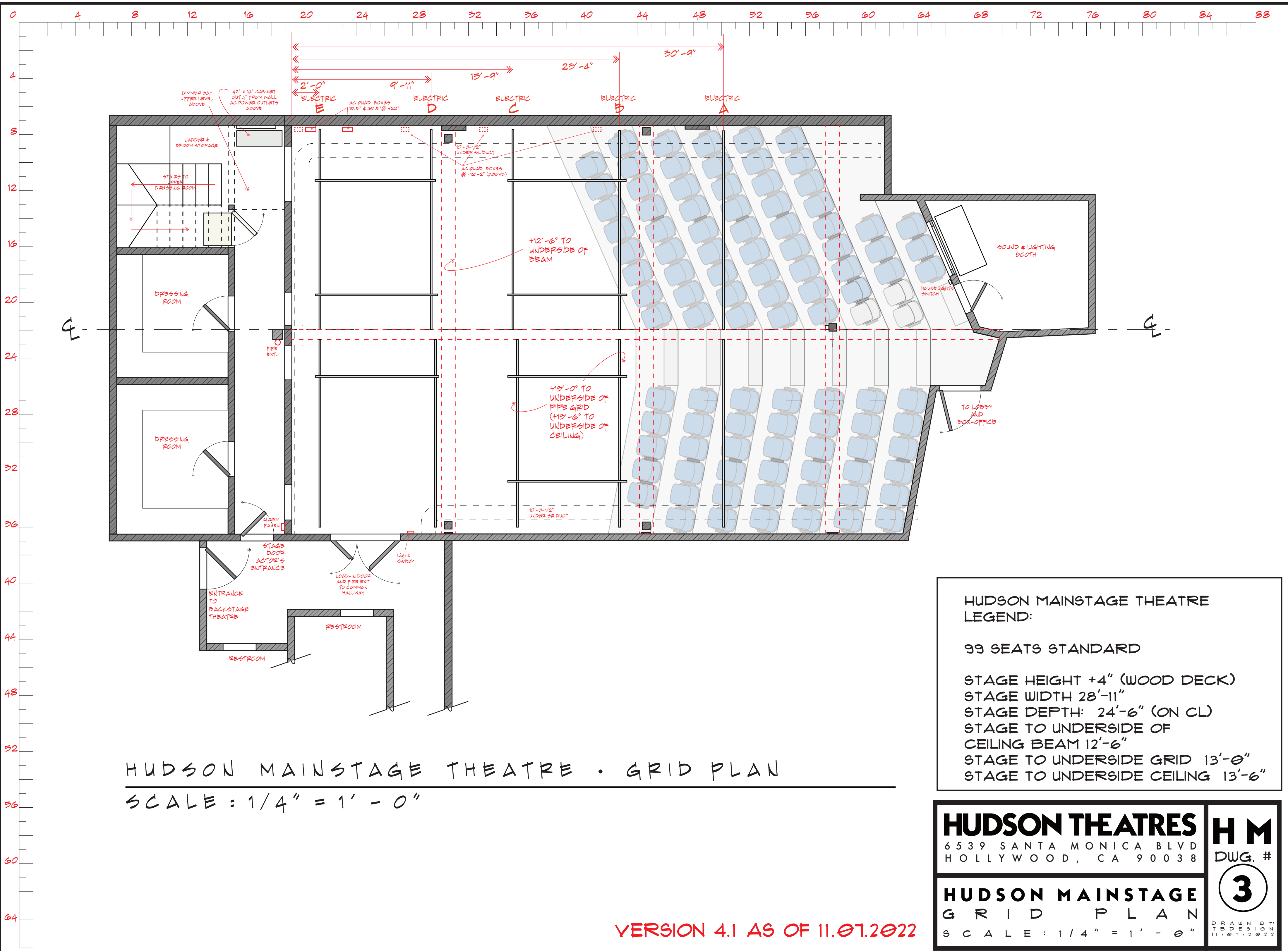
HUDSON THEATRES
 6539 SANTA MONICA BLVD
 HOLLYWOOD, CA 90038

H M
 DWG. #
2
 DRAWN BY:
 T.B. DESIGN
 11.07.2022

HUDSON MAINSTAGE
 SECTION THRU CL
 SCALE : 1/4" = 1' - 0"

VERSION 4.1 AS OF 11.07.2022





HUDSON MAINSTAGE THEATRE • GRID PLAN
 SCALE : 1/4" = 1' - 0"

**HUDSON MAINSTAGE THEATRE
 LEGEND:**

99 SEATS STANDARD

STAGE HEIGHT +4" (WOOD DECK)
 STAGE WIDTH 28'-11"
 STAGE DEPTH: 24'-6" (ON CL)
 STAGE TO UNDERSIDE OF
 CEILING BEAM 12'-6"
 STAGE TO UNDERSIDE GRID 13'-0"
 STAGE TO UNDERSIDE CEILING 13'-6"

HUDSON THEATRES 6539 SANTA MONICA BLVD HOLLYWOOD, CA 90038	H M DWG. #
	3
HUDSON MAINSTAGE GRID PLAN SCALE : 1/4" = 1' - 0"	
<small>DRAWN BY: T.B. DESIGN 11.07.2022</small>	

VERSION 4.1 AS OF 11.07.2022